




POWER OF SIMPLICITY

Save E-Invoice/E-Way Bill Login Details – 1.0



Alpha Automation Pvt. Ltd.

Head Office

104-The Grand Apurva, Nr. Hotel Fortune Palace,

Nr. Digjam Circle, Airport Road - JAMNAGAR –Gujarat (India)

Phone No. : +91-288-2713956/57/58, 9023726215/16/17/18, 9099908115, 9825036442

Email : mail@aaplautomation.com

Branch Office

Rajkot : 807-Dhanrajni Complex, Nr. Hotel Imperial Palace, Dr. Yagnik Road, RAJKOT (Gujarat).

Gandhidham : 92-GMA Building, 2nd Floor, Plot No. -297, Sector-12B. GANDHIDHAM (Gujarat)

© 2020 Alpha Automation Pvt. Ltd. All rights reserved.

Tally, Tally 9, Tally9, Tally.ERP, Tally.ERP 9, Shoper, Shoper 9, Shoper POS, Shoper HO, Shoper 9 POS, Shoper 9 HO, TallyDeveloper, Tally.Server 9, Tally Developer, Tally. Developer 9, Tally.NET, Tally Development Environment, TallyPrime, TallyPrimeDeveloper, TallyPrime Server, Tally Extender, Tally Integrator, Tally Integrated Network, Tally Service Partner, TallyAcademy & Power of Simplicity are either registered trademarks or trademarks of Tally Solutions Pvt. Ltd. in India and/or other countries. All other trademarks are properties of their respective owners.

Version: Alpha Automation Pvt. Ltd. / Save E-Invoice/E-Way Bill Login Details – 1.0/Nov-2025

Save E-Invoice/E-Way Bill Login Details – 1.0

Introduction

In Default Tally when we generate E-invoice/E-way Bill, we have to enter Login details. By Default Tally does not store Login details when we close Tally Software. This add-on facilitates user to Save E-Invoice/E-Way Bill Login Details.

Benefits

- With this add-On user has to enter E-Invoice/E-Way Bill Login Details only once. It gets stored. Hence user does not need to enter Log in details regularly.

What's New?

- Compatible with TallyPrime

Important!

Take back up of your company data before activating the Add-on.

Once you try/purchase an Add-on, follow the steps below to configure the Add-on and use it.

Installation

1. Copy the TCP file in TallyPrime Folder.
2. Gateway of Tally → F1 (Help) → TDL & Add-on → F4 (Manage Local TDL) → Select Yes in Load TDL on Startup and give the file name of TCP File. After pressing the Enter Key will show TDL Status which should be as Loaded.

System requirements:

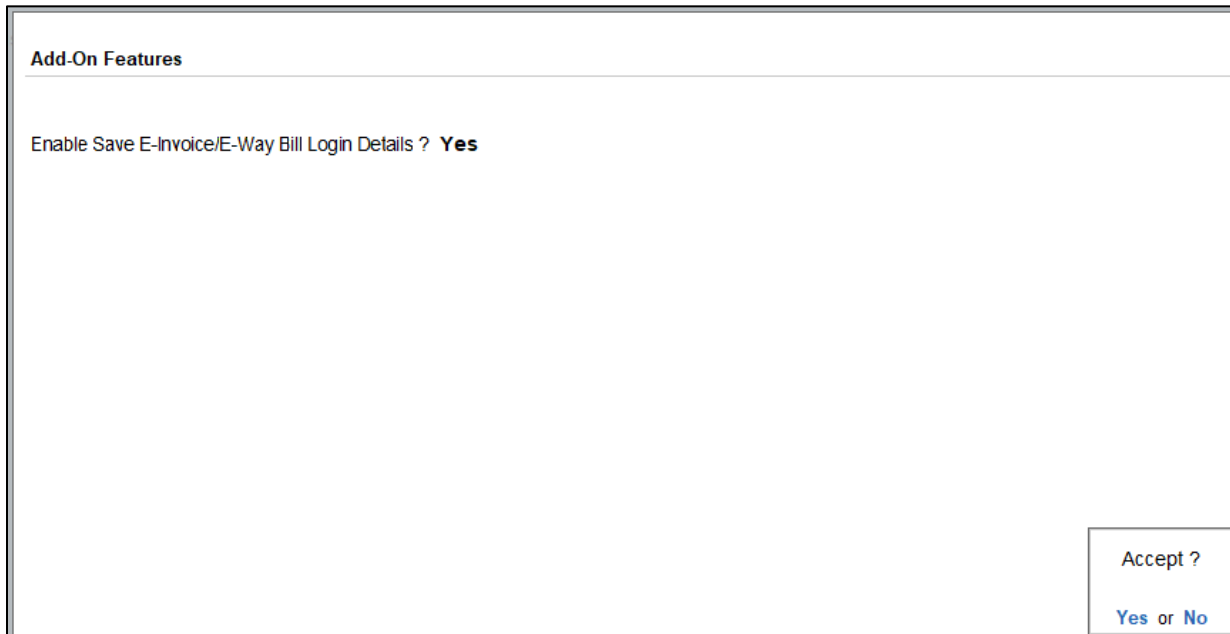
No additional hardware / software infrastructure is required for executing and operation this applications module

1. Activate the Add-on.

For TallyPrime Release 1.0

Go to **Gateway of Tally → F1: Help → TDL & Add-On → F6: Add-On Features**.
Alternatively, you may press **CTRL + ALT + T** from any menu to open TDL
Management report and then press **F6: Add-On Features**

Set “**Yes**” to the option “**Enable Save E-invoice/E-way Bill Login Details?**”



Add-On Features

Enable Save E-Invoice/E-Way Bill Login Details ? **Yes**

Accept ?

[Yes or No](#)

Save User Name and Password:

Tally Prime GOLD K: Company Y: Data Z: Exchange G: Go To O: Import E: Export M: Share P: Print F1: Help

E-Invoice/E-Way Bill Login Details (In Developer Mode)

Sl.No.	Particulars	Status
Configured Locally		
1	Contact.tcp	Not loaded
2	Alpha-VoucherStatus	Not loaded
3	Alpha-EInvoice.tcp	Loaded

Add-On Features

Enable Save E-Invoice/E-Way Bill Login Details ? ☒ Yes

E-Invoice/E-Way Bill Login Details

User Name : API_EwayInv_1234

Password : *****

Total TDLs Configured 3 (1 Loaded, 2 Not loaded)

Q: Quit A: Accept

Detailed User Guide:

Generate Ewaybill/E-invoice:

Tally Prime GOLD K: Company Y: Data Z: Exchange G: Go To O: Import E: Export M: Share P: Print F1: Help

Statutory Details (In Developer Mode) Alpha E-Store

Reference No. : 10 Date : 5-Jul-25 Saturday

Party A/c name : Alpha Automation Pvt. Ltd. Current balance : 2,22,594.00 Dr Sales ledger : Sales Current balance : 12,93,774.00 Cr Name of Item : Electric Box

Centra GST : 3,996.00 State GST : 3,996.00

Provide GST/e-Way Bill details : Yes

Narration: 74 Nos. 52,392.00

Q: Quit A: Accept F12: Configure

Additional Details : Local Sales - Taxable

e-Way Bill Details

e-Way Bill No. : Date :
 Consolidated e-Way Bill No. : Date :
 Sub Type : Supply Document Type : Tax Invoice

Consignor Details (From)

Mailing Name : Alpha E-Store Address Type : * Primary
 GSTIN/UN : 24AAECA6673L1ZE Address1 : 104, The Grand Residency, Lal Chowk., Setelite Road
 State : Gujarat Address2 :
 Pincode : 361006
 Place : Jamnagar
 Actual State : Gujarat

Consignee Details (To)

Mailing Name : Alpha Automation Pvt. Ltd Address Type : * Primary
 GSTIN/UN : 24AAGFF5319K1ZE Address1 : 104, the Grand Residency, Lal Chowk., Setelite Road
 State : Gujarat Address2 :
 Pincode : 361001
 Place : Rajkot
 Actual State : Gujarat

Transport Details

Pin to Pin Distance as per Portal : 95
 Transporter Name : J Transport Transporter ID :
Part B Details
 Mode : 1 - Road
 Doc/Lading/RR/AirWay No. :
 Vehicle Number : GJ15AA0000 Date :
 Vehicle Type : R - Regular

W: e-Way Bill History
 L: Calculate Distance on Portal

Tally Prime GOLD K: Company Y: Data Z: Exchange G: Go To O: Import E: Export M: Share P: Print F1: Help

Accounting Voucher Alteration (Secondary) (In Developer Mode) Alpha E-Store

Reference No. : 10 Date : 5-Jul-25 Saturday

Party A/c name : Alpha Automation Pvt. Ltd. Current balance : 2,22,594.00 Dr Sales ledger : Sales Current balance : 12,93,774.00 Cr Name of Item : Electric Box

Centra GST : 3,996.00 State GST : 3,996.00

Provide GST/e-Way Bill details : Yes

Narration: 74 Nos. 52,392.00

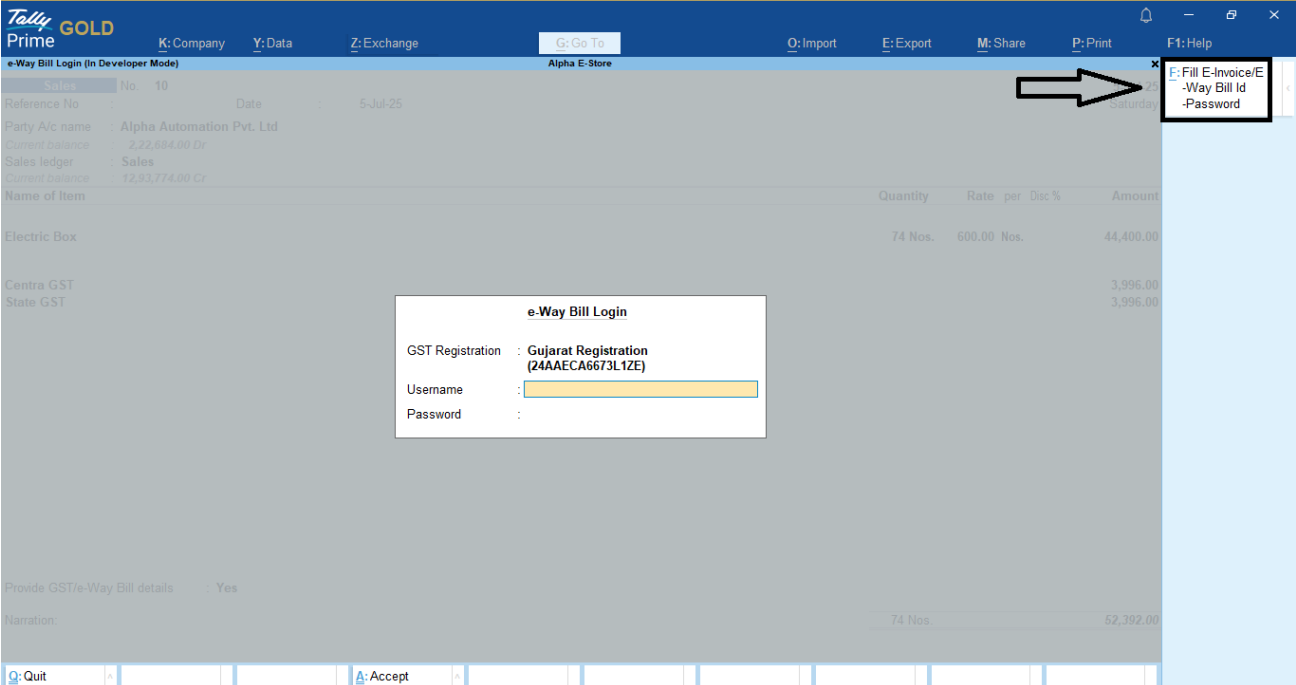
Q: Quit A: Accept F12: Configure

Do you want to send voucher details for e-Way Bill generation?

Yes or No

On E-way bill login Screen

Press Button: Fill E-invoice/E-way bill ID Password or Press “Alt + F”.



Tally Prime GOLD

K: Company Y: Data Z: Exchange G: Go To O: Import E: Export M: Share P: Print F1: Help

e-Way Bill Login (In Developer Mode) Alpha E-Store

Reference No : 10 Date : 5-Jul-25

Party A/c name : Alpha Automation Pvt. Ltd

Current balance : 2,22,884.00 Dr

Sales ledger : Sales

Current balance : 12,93,774.00 Cr

Name of Item

Quantity	Rate	per	Disc %	Amount
74 Nos.	600.00	Nos.		44,400.00
				3,996.00
				3,996.00

Centra GST

State GST

e-Way Bill Login

GST Registration : Gujarat Registration (24AAECA6673L1ZE)

Username :

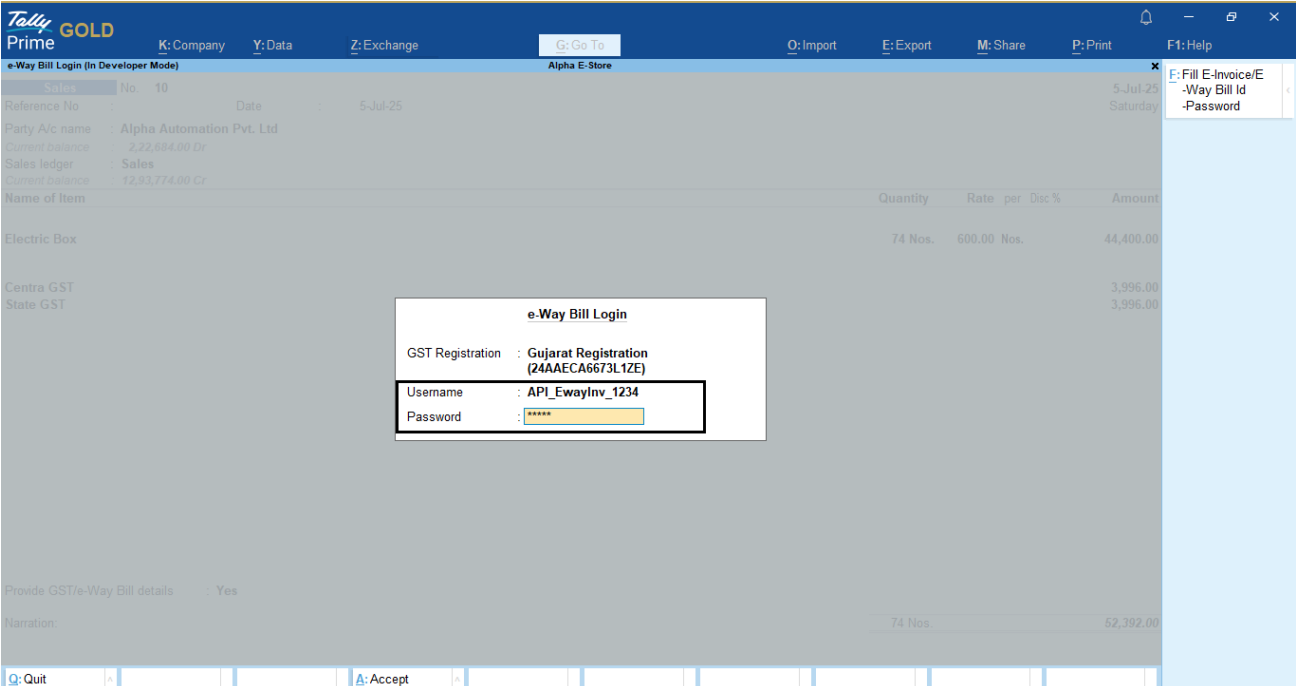
Password :

Provide GST/e-Way Bill details : Yes

Narration: 74 Nos. 52,392.00

Q: Quit A: Accept

Log in ID and Password will be auto filled :



Tally Prime GOLD

K: Company Y: Data Z: Exchange G: Go To O: Import E: Export M: Share P: Print F1: Help

e-Way Bill Login (In Developer Mode) Alpha E-Store

Reference No : 10 Date : 5-Jul-25

Party A/c name : Alpha Automation Pvt. Ltd

Current balance : 2,22,884.00 Dr

Sales ledger : Sales

Current balance : 12,93,774.00 Cr

Name of Item

Quantity	Rate	per	Disc %	Amount
74 Nos.	600.00	Nos.		44,400.00
				3,996.00
				3,996.00

Centra GST

State GST

e-Way Bill Login

GST Registration : Gujarat Registration (24AAECA6673L1ZE)

Username : API_EwayInv_1234

Password : *****

Provide GST/e-Way Bill details : Yes

Narration: 74 Nos. 52,392.00

Q: Quit A: Accept

FAQ

Which version/release of TallyPrime does the add-on support?

This add-on will work only from TallyPrime Release 1.0 onwards.

How will I get support for this add-on?

For any functional support requirements please do write to us on mail@aaplautomation.com or call us at +91-288-2713956/57/58, +91-9023726215/16/17/18, 9099908115, 9825036442.

If I need some enhancements / changes to be incorporated for the add-on, whom should I contact?

Please to write to us on mail@aaplautomation.com with your additional requirements and we will revert to you in 24 hours.

Will new features added be available to us?

We offer one year availability of all support and new features free of cost. After one year, nominal subscription cost will be applicable to you to continue to get free support and updates.

What will happen after one year?

There is no fixed annual charge to be payable mandatory. However if any changes are required in our Add-On to make compatible with New Release of TallyPrime then the modification Charges will be applied.

I am using a multi-site. Can I use the same Add-on for all the sites?

No, one Add-on will work only for 1 site. You need to purchase again if you want to use the same Add-on for more sites.

TDL Management screen shows errors with the Add-on. What do I do?

Check whether the error is because of the Add-on or because of clashes between 2 TDLs (An add-on is also a TDL). In case of clashes, disable one or more TDLs and check which TDL has the error. If the Add-on has a problem, you can report it to us.

My Tally went into educational mode after installing the add-on. What do I do?

Go into **Gateway of Tally** → **Press F1 (Help)** → **TDL & Add-on** → **Press F4** and remove the Add-on from the list and Restart Tally.